1 A3.1 EXTERIOR ELEVATION - NW RALEIGH STREET BUILDING 'A'
1/8"=1'-0"





PHOTO #4

PHOTO #5

PHOTO #1



PHOTO #2

PHOTO #3

'PARKLEX' PANEL REPLACEMENT CAVEAT:

THE AREAS INDICATED WITH DISCOLORED PANELS ARE REPRESENTED ONLY BY WHAT IS VISIBLE FROM THE STREET ON THE DATE OF THE PHOTOS. NOTE: ALL BALCONY SURFACES, SHADED SOFFITED AREAS AND INTERIOR FACES OF COLUMNS THAT WERE NOT CLEARLY VISIBLE FROM THE STREET OR COURTYARD ARE NOT DOCUMENTED AND ARE SUBJECT TO REVIEW OR DOCUMENTATION BY HOME OWNER OR DEVELOPER.

THE ABOVE EXTEIOR ELEVATIONS ARE BEING SHOWN WITH THE BALCONY RAILINGS 'REMOVED' FOR CLARITY OF PANEL ELEVATIONS.

NOTE: PANEL JOINT LAYOUT ON THE DOCUMENTS MAY VARY FROM ACTUAL FIELD CONDITIONS.

AREAS MARKED 'A' ARE OBVIOUS PANELS THAT SHOW DISCOLORATION,
THESE PANELS WOULD TYPICALLY REQUIRE REPLACEMENT.

ANKROM MOISAN
ARCHITECTURE INTERIORS PLANNING
6720 SW MACADAM, SUITE 100, PORTLAND, OREGON 97219
PHONE 503-245-7100 | FAX 503-245-7710 | WWW.AMAA.COM

TCR - THE VAUX

TRAMMELL CROW RESIDENTIAL

MARK	DATE

DATE: 03.10.05
JOB: 041100
FILE: A3-01A
DRAWN:
CHECKED:

COPYRIGHT ANKROM MOISAN ASSOCIATED ARCHITECTS 2004

TYPICAL ELEVATIONS

A3.1a

100% CONSTRUCTION DOCUMENTS

PLOTTED: DIANA KESSLER 2/16/2011 2:25 PM
J:\S-ZTCR - NW RALEIGH COURT\041100\DIANA