


PLUMBING

K-15160

Coralais® Single Control Pull-out Spray Kitchen Sink Faucet with Lever Handle and Matching Color Sprayhead



KOHLER.com

K-15160

Printed from the Kohler Plumbing Web site - <http://www.us.kohler.com>

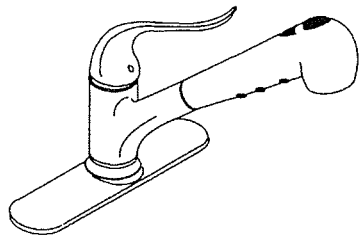
Single-control handle meets ADA requirements

- One-piece ceramic valve resists debris and hard water buildup
- High-temperature limit stop allows you to preset a comfortable maximum temperature and prevent scalding
- Temperature memory enables water to be turned on/off at any temperature setting
- MasterClean(TM) sprayface resists calcium buildup for ease of cleaning
- Touch control stream-to-spray adjustment offers choice of spray for efficient operation
- Integral vacuum breaker protects water line from contamination
- Double interlock brass hose prevents hose from kinking
- All-metal construction ensures durability
- Flexible supplies provide easy installation
- For single- or three-hole application
- ADA-compliant

Homeowners Guide

Pull-Out Spray Kitchen Sink Faucet

K-15160



M product numbers are for Mexico (i.e. K-12345M)

Los números de productos seguidos de

M corresponden a México (Ej.

K-12345M)

Français, page "Français-1"

Español, página "Español-1"

1017405-5-D

THE BOLD LOOK
OF **KOHLER**®

Thank You For Choosing Kohler Company

Thank you for choosing the Bold Look of Kohler. Kohler craftsmanship offers you a rare combination of proven performance and graceful sophistication that will satisfy you for years to come. The dependability and beauty of your Kohler product will surpass your highest expectations. We're very proud of our products here at Kohler and we know you will be too.

Please take a few minutes to study this Homeowners Guide. Pay special attention to the care and cleaning instructions.

All information in this manual is based upon the latest product information available at the time of publication. At Kohler, we constantly strive to improve the quality of our products. We reserve the right to make changes in product characteristics, packaging or availability at any time without notice.

Your New Kohler Kitchen Faucet

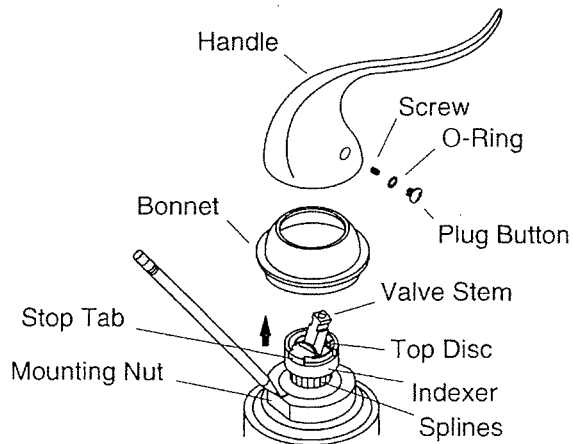
Your new Kohler kitchen faucet blends classic styling with the ease of operation for a unique expression in your kitchen. All metal construction and one-piece ceramic valving provide trouble-free operation even under the hardest water conditions.

Care and Cleaning

For best results, keep the following in mind when caring for your KOHLER product:

- Use a mild detergent such as liquid dishwashing soap and warm water for cleaning. Do not use abrasive cleaners that may scratch or dull the surface.
- Carefully read the cleaner product label to ensure the cleaner is safe for use on the material.
- Always test your cleaning solution on an inconspicuous area before applying to the entire surface.
- Do not allow cleaners to sit or soak on the surface.
- Wipe surfaces clean and rinse completely with water immediately after cleaner application. Rinse and dry any overspray that lands on nearby surfaces.
- Use a soft, dampened sponge or cloth. Never use an abrasive material such as a brush or scouring pad to clean surfaces.

For detailed cleaning information and products to consider, visit www.kohler.com/clean. To order Care & Cleaning information, call 1-800-456-4537 and press 1 for Kohler Products and then 3 for Literature.



Optional Temperature Limiting Adjustment

NOTE: Before adjusting the water temperature limit, ensure that the handle is turned all the way to the left. This is the maximum hot position.

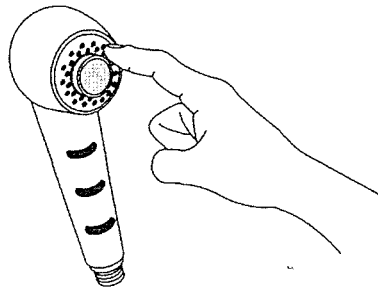
- If desired, you can adjust the maximum allowable water temperature setting by following the steps below. If you are satisfied with your current settings, proceed to the next section.
- Remove the plug button, O-ring, and screw from the handle.
- Remove the handle and bonnet from the faucet body.
- Lift the valve stem up and off the stop tab. The water will turn on.
- Align the stop tab with the mounting nut to establish the maximum temperature.
- Mark the maximum temperature on the mounting nut with a marker or pencil.
- Lift up the indexer and disk to clear the splines.

NOTE: Each spline notch represents approximately 9.5°F (5.3°C).

- Turn the indexer, disk, and valve stem counterclockwise until the temperature is properly adjusted.
- Push down the indexer and disk to cover the splines after the temperature is adjusted. Ensure that the disk is fully snapped into the indexer.

Optional Temperature Limiting Adjustment (cont.)

- Push the valve stem down onto the stop tab. The water will turn off.
- Reinstall the bonnet, handle, O-ring, screw, and plug button.



Service Procedures

Reduced Spray Flow

- With water flowing through the spray holes, firmly rub your finger back and forth across the nozzles to dislodge debris and mineral deposits.

Lifetime Limited Warranty — USA and Canada

Kohler Co. warrants its faucets manufactured after January 1, 1997, to be leak and drip free during normal residential use for as long as the original consumer purchaser owns his/her home. *If the faucet should leak or drip during normal use, Kohler will, free of charge, mail to the purchaser the cartridge necessary to put the faucet in good working condition.

Kohler also warrants all other aspects of the faucet, except gold finish, to be free of defects in material and workmanship during normal residential use for as long as the original consumer purchaser owns his/her own home. If a defect is found in normal residential use, Kohler Co. will, at its election, repair, provide a replacement part or product, or make appropriate adjustment. Damage to a product caused by accident, misuse, or abuse is not covered by this warranty. Proof of purchase (original sales receipt) must be provided to Kohler with all warranty claims. Kohler Co. is not responsible for labor charges, installation, or other consequential costs. In no event shall the liability of Kohler exceed the purchase price of the faucet.

Lifetime Limited Warranty — USA and Canada (cont.)

If the faucet is used commercially, Kohler warrants the faucet to be free from defects in material and workmanship for one (1) year from the date the product is installed, with all other terms of this warranty applying except duration.

If you believe that you have a warranty claim, contact Kohler Co., either through your Dealer, Plumbing Contractor, Home Center or E-tailer, or by writing: Kohler Co., Attn.: Customer Service Department, 444 Highland Drive, Kohler, WI 53044, USA. Please be sure to provide all pertinent information regarding your claim, including a complete description of the problem, the product, model number, color, finish, the date the product was purchased and from whom the product was purchased. Also include your original invoice. For other information, or to obtain the name and address of the service and repair facility nearest you, call 1-800-4-KOHLER from within the USA, 1-800-964-5590 from within Canada and 001-877-680-1310 from within Mexico.

The foregoing warranties are in lieu of all other warranties, express or implied, including but not limited to the implied warranties of merchantability and fitness for a particular purpose.

Seller disclaims any liability for special, incidental or consequential damages. Some states/provinces do not allow limitations of how long an implied warranty lasts or the exclusion or limitation of such damages, so these limitations and exclusions may not apply to you. This warranty gives the consumer specific legal rights. You may also have other rights that vary from state/province to state/province. This warranty is to the original consumer purchaser only, and excludes product damage due to installation error, product abuse, or product misuse, whether performed by a contractor, service company, or the consumer.

This is our exclusive written warranty.

*Trend[®] faucets, MasterShower[™] Tower, polished gold finish, all items within the "Fixture Related" section of the KOHLER Faucets Price Book, drains, Duostrainer[®] sink strainers, soap/lotion dispensers and faucets used in commercial settings are covered by Kohler's one-year limited warranty.

One-Year Warranty — Mexico

For Mexico Only

KOHLER CO.

It is recommended that at the time of purchase, you verify that all accessories and components are complete in this package.

One-Year Warranty — Mexico (cont.)

This Kohler product is warranted to be free of defects in material and workmanship for one (1) year from the date of purchase as shown on the invoice or receipt.

1. Kohler Co. will only service its commercialized products through its authorized distributors.
2. To obtain warranty service, please present the invoice and corresponding warranty.
3. Through its authorized distributors, Kohler Co. promises to repair the defective product or provide a new replacement or an equivalent model (in those cases that the model has been discontinued) when the product is beyond repair, without any charge to the consumer.
4. The time of repair will not exceed six (6) weeks commencing on the date the product is received.
5. It is recommended that the consumer save the invoice or receipt as additional protection, as it may substitute the warranty in the case that there is a discrepancy in the validity of the warranty.

EXCEPTIONS AND RESTRICTIONS

The Warranty will not be valid in the following cases:

1. When the product is not operated in accordance with the instructions concerning use and operation set forth in the owner's manual or installation instructions, and when the recommendations and warnings included are not observed.
2. When the product has been modified or dismantled partially or totally; or has been used in a negligent fashion and as a consequence has suffered damages attributable to the consumer, individual, or hardware not authorized by Kohler Co.
3. This warranty does not cover the damages as a result of disaster such as fire or acts of God, including flooding, earthquake, or electric storms, etc. To obtain a list of distributors in your area where you can exercise your rights under this warranty, please call 001-877-680-1310.

KOHLER CO., KOHLER, WI 53044 U.S.A.

IMPORTER:

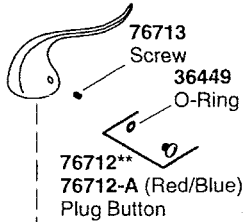
INTERNACIONAL DE CERÁMICA, S.A. DE C.V.

AV. CARLOS PACHECO NO. 7200

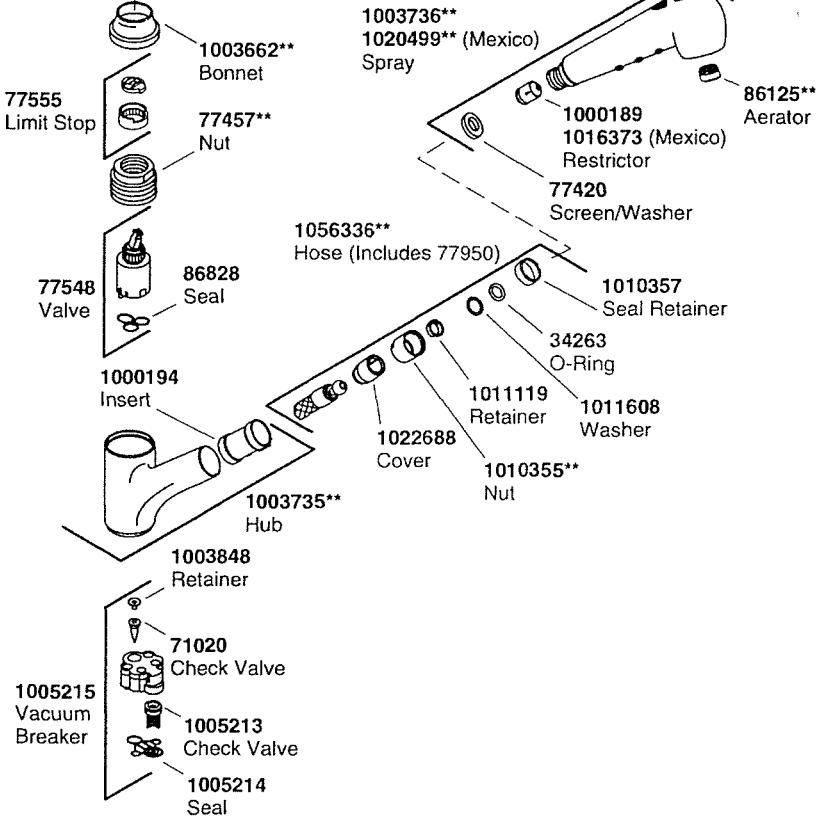
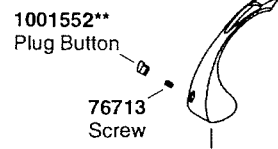
CHIHUAHUA, CHIH., MEXICO C.P. 31060

TEL: 52 (14) 29-11-11

1001795** (CP Finish Includes Both Plug Buttons)
Handle Kit

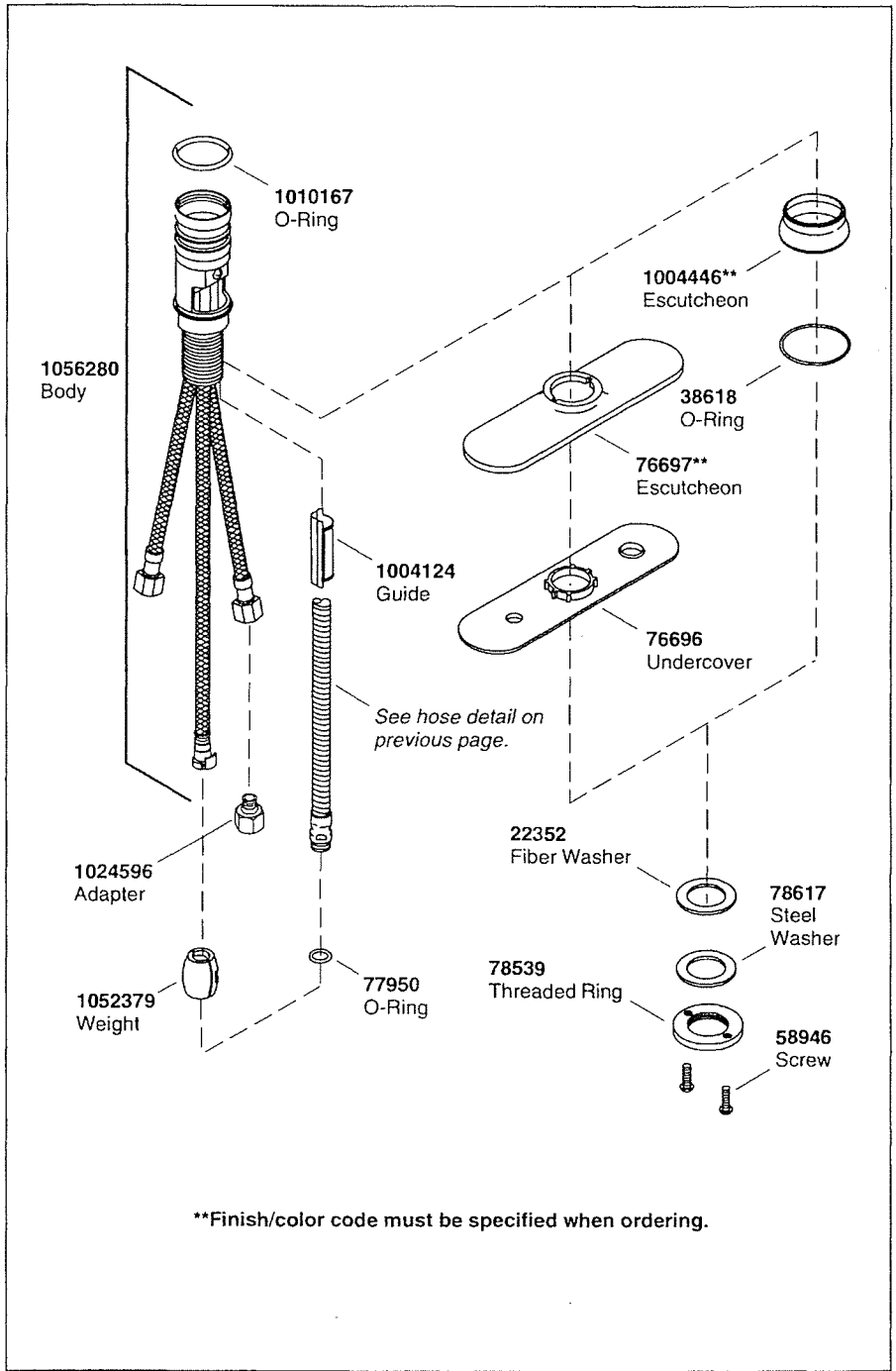


1005588**
Handle Kit



****Finish/color code must be specified when ordering.**

Service Parts



Guide du propriétaire

Robinet d'évier de cuisine vaporisateur mécanique

Merci d'avoir choisi la compagnie Kohler

Merci d'avoir choisi la ligne The Bold Look of Kohler. Le travail soigné des artisans de Kohler vous fera apprécier une rare combinaison de performances prouvées et une sophistication gracieuse, qui vous satisferont pour les années à venir. La fiabilité et la beauté de votre robinet Kohler surpasseront vos plus grandes espérances. Chez Kohler, nous sommes fiers du rendement de nos produits et nous savons que vous le serez aussi.

Veuillez prendre s'il vous plait quelques minutes pour consulter ce guide du propriétaire. Prêter une attention toute particulière aux instructions d'entretien et de nettoyage.

Tous les renseignements contenus dans ce manuel ont été revus et corrigés avant sa publication. Chez Kohler, nous veillons constamment à améliorer la qualité de nos produits. Nous nous réservons le droit d'apporter des modifications aux caractéristiques, conditionnements et disponibilités des produits à tout moment, et ce sans préavis.

Votre nouveau robinet de cuisine Kohler

Votre nouveau robinet de cuisine Kohler combine un stylisme classique et une facilité d'utilisation pour une expression unique dans votre cuisine. Toutes fabrications métalliques et les pièces en céramique d'une pièce fonctionnent sans problèmes, même dans des régions où les conditions d'eau potable sont les plus rudes.

Entretien et nettoyage

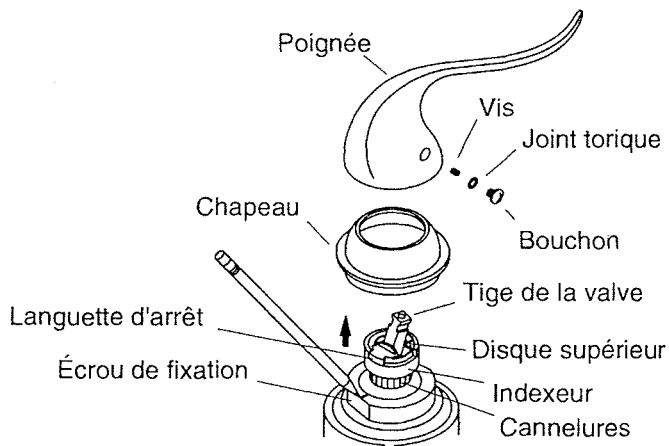
Pour de meilleurs résultats, prendre ce qui suit en considération lors de l'entretien de votre produit KOHLER:

- Utiliser un détergent doux tel que liquide pour vaisselle et de l'eau chaude pour nettoyer. Ne pas utiliser de nettoyeurs abrasifs car ils pourraient rayer ou abîmer la surface.
- Lire attentivement l'étiquette du produit de nettoyage pour vérifier qu'il soit adéquat à utiliser sur le matériau.
- Toujours tester la solution de nettoyage sur une surface la moins évidente avant de l'appliquer sur la totalité de la surface.
- Ne pas permettre aux nettoyeurs de reposer sur la surface.

Entretien et nettoyage (cont.)

- Essuyer les surfaces et rincer complètement avec de l'eau immédiatement après l'application du nettoyant. Rincer et sécher tout éclaboussement sur les surfaces annexes.
- Utiliser une éponge ou un chiffon doux et humide. Ne jamais utiliser de matériau abrasif tel que brosse ou éponges à récurer pour nettoyer les surfaces.

Pour l'information détaillée de nettoyage et des produits à considérer, visiter www.kohler.com/clean. Pour commander des informations d'entretien et de nettoyage, composer le 1-800-456-4537 puis presser 1 pour les produits Kohler et 3 pour littérature.



Réglage optionnel limite de température

REMARQUE : Avant d'ajuster la température d'eau, s'assurer que la poignée soit tournée complètement vers la gauche. Ceci est la position du chaud maximal.

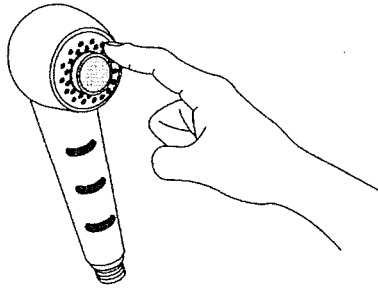
- Si désiré, la température d'eau maximum permise peut-être réglée en suivant les étapes suivantes. Si l'on est satisfait avec les réglages courants, procéder à la prochaine section.
- Retirer le bouchon, le joint torique et la vis de la poignée.
- Retirer la poignée et le chapeau du corps du robinet.
- Soulever la tige de la valve vers le haut et hors de la languette d'arrêt. L'eau s'écoulera.
- Aligner la languette d'arrêt avec l'écrou de fixation afin d'établir la température maximale.
- Marquer la température maximale sur l'écrou de fixation avec un feutre ou un crayon.
- Soulever l'indexeur et le disque afin de dégager les cannelures.

REMARQUE : Chaque encoche de cannelure représente approximativement 9,5° F (5,3° C).

- Tourner l'indexeur, le disque et la tige de valve vers la gauche jusqu'à ce que la température soit correctement ajustée.

Réglage optionnel limite de température (cont.)

- Presser l'indexeur et le disque pour couvrir les cannelures après le réglage de température. S'assurer que le disque soit complètement mis en place dans l'indexeur.
- Pousser la tige de la valve vers le bas sur la languette d'arrêt. L'eau s'arrêtera.
- Retirer le chapeau, la poignée, le joint torique, la vis, et le bouchon.



Procédures d'entretien

Débit réduit du vaporisateur

- Avec l'eau s'écoulant par les orifices du vaporisateur, frotter les doigts fermement en va et vient sur les orifices pour déloger les débris et les dépôts minéraux.

Garantie limitée à vie pour les É.U. et le Canada

Kohler Co. garantit que ses robinets fabriqués après le 1 Janvier 1997 ne gouteront pas, et seront sans fuites pendant leur utilisation normale à domicile, aussi longtemps que l'acquéreur initial en soit le propriétaire. Si le robinet goutte ou présente des fuites en cours d'utilisation normale, Kohler Co. vous enverra par courrier, sans frais, la cartouche nécessaire pour réparer le robinet. Cette garantie s'applique uniquement aux robinets Kohler installés aux É.-U., au Canada ou au Mexique (Amérique du Nord).

Kohler garantit aussi que toutes les autres caractéristiques du robinet ou accessoires ("Robinet")*, (à l'exception des finitions dorées, non-PVD Vibrants®, non-chrome) sont exemptes de défauts de matériau et de fabrication durant l'utilisation résidentielle normale, aussi longtemps que l'acquéreur initial soit propriétaire de son domicile. Si un défaut est décelé en cours d'usage normal domestique, Kohler Co. décidera à sa discrétion, de réparer, de remplacer ou d'effectuer les réglages appropriés. Cette garantie n'offre pas de protection contre les dommages causés par accident, mauvais usage ou mauvais traitement.

Garantie limitée à vie pour les É.U. et le Canada (cont.)

L'entretien et le nettoyage inadéquats annuleront la garantie.** Une preuve d'achat (reçu original de vente) doit être fourni à Kohler Co. ainsi que tous les recours en garantie. Kohler Co. n'est pas responsable des coûts de main-d'oeuvre, d'installation ou d'autres frais particuliers, accessoires ou indirects. La responsabilité de Kohler Co. n'excédera en aucun cas le prix d'achat du robinet.

Si le robinet est utilisé commercialement ou est installé hors d'Amérique du Nord, ou que les finitions sont dorées, non-PVD Vibrants[®], ou non-chrome, Kohler Co. garantit le robinet contre tout défaut de matériel et de fabrication pour un (1) an à partir de la date d'installation, sous les termes de la garantie limitée standard d'un an de Kohler Co.

Pour vous prévaloir d'une indemnisation en vertu de cette garantie, veuillez contacter Kohler Co. par l'intermédiaire de votre vendeur, plombier, centre de rénovation ou revendeur par internet, ou bien par écrit à l'adresse suivante: Kohler Co., A l'attention de: Customer Service Department, 444 Highland Drive, Kohler, WI 53044, USA. Veuillez vous assurer de fournir tous les renseignements pertinents à votre demande d'indemnité, y compris une description complète du problème, produit, modèle, couleur, finition, date et lieu de l'achat. Joindre également l'original de la facture. Pour plus de renseignements ou pour demander les coordonnées du centre de réparation le plus proche, composer le 1-800-4-KOHLER à partir des É.U., le 1-800-964-5590 à partir du Canada ou le 001-877-680-1310 à partir du Mexique.

Kohler Co. et/ou le vendeur fournissent ces garanties qui remplacent toutes les autres, garanties expressees ou tacites, y compris, mais sans s'y limiter aux garanties implicites marchandes et d'aptitude à un emploi particulier. Kohler Co. et/ou le vendeur déclinent toutes responsabilités contre tous dommages occasionnés, imprévisibles ou corrélatifs.

Certains états/provinces ne permettent pas de limitations de durée ou l'exclusion ou limitation de tels dommages qui pourraient ne pas s'appliquer dans votre cas. La présente garantie accorde au consommateur des droits légaux spécifiques. Vous pouvez également avoir d'autres droits qui varient d'un état/province à l'autre.

Ceci constitue la garantie écrite exclusive de Kohler Co.

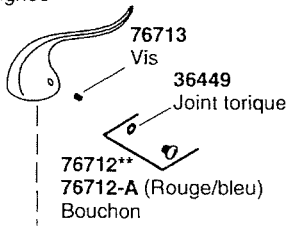
Les robinets Trend[®]; colonne MasterShower[™]; systèmes et composants BodySpa[™]; colonne WaterHaven[™], systèmes et composants; les finitions or poli, non-PVD Vibrant et non-chrome; les raccords; tous les articles de la section "Lié à l'appareil" du catalogue des prix des

Garantie limitée à vie pour les É.U. et le Canada (cont.)

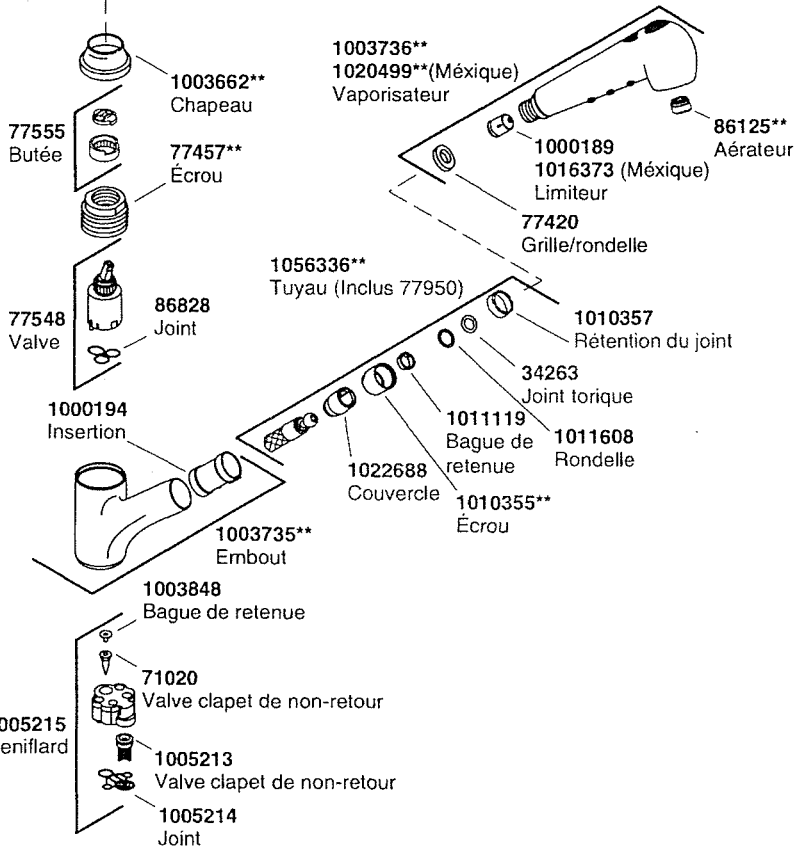
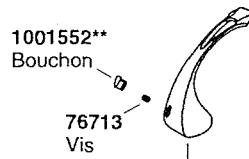
Robinets Kohler, drains, crépines d'évier Duostrainer®, distributeurs de savon/lotion; et robinets utilisés dans des milieux commerciaux et hors d'Amérique du Nord, sont couverts par la garantie limitée d'un an de Kohler Co. Les robinets électroniques, les valves et les contrôles sont couverts par la garantie limitée de cinq ans.

**Ne jamais utiliser de nettoyants contenant des agents abrasifs, de l'ammoniaque, de l'eau de Javel, des acides, des cires, de l'alcool, des dissolvants ou autres produits non-recommandés pour le chrome. Ceci annulera la garantie.

1001795** (Finition CP incluant les deux bouchons)
Jeu de poignée

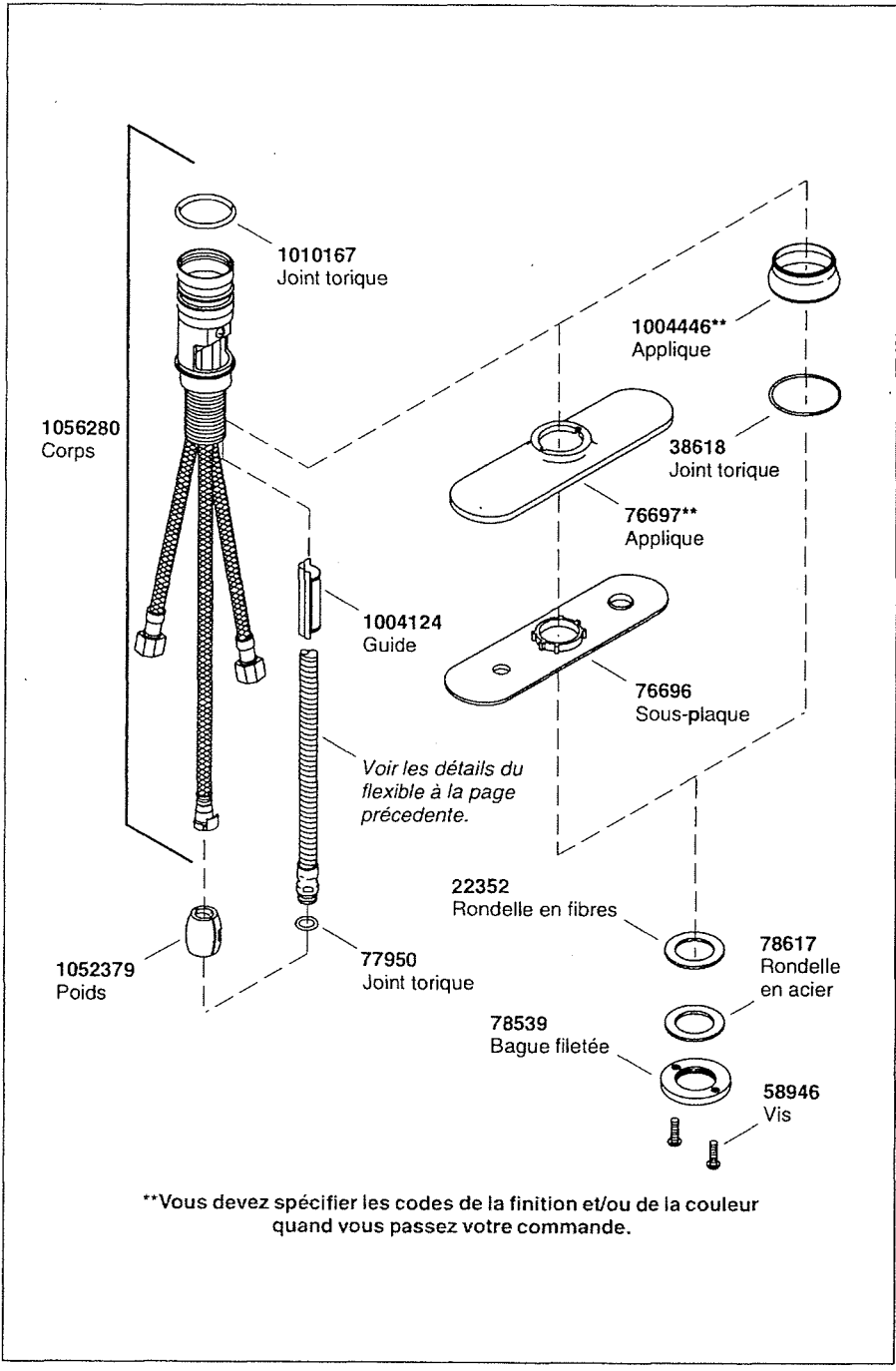


100588**
Jeu de poignée



****Vous devez spécifier les codes de la finition et/ou de la couleur quand vous passez votre commande.**

Pièces de rechange



Guía del usuario

Grifería de rociador extraíble para fregadero de cocina

Gracias por elegir los productos de Kohler

Gracias por elegir la línea de productos de The Bold Look of Kohler. La artesanía de Kohler le ofrece una rara combinación de rendimiento comprobado y agraciada elegancia capaces de satisfacer sus exigencias durante muchos años. La fiabilidad y belleza de la grifería Kohler sobrepasarán sus mayores expectativas. En Kohler, nos sentimos orgullosos de nuestros productos y sabemos que usted también lo estará.

Dedique unos minutos para leer esta Guía del usuario. Preste especial atención a las instrucciones de cuidado y limpieza.

Toda la información contenida en las instrucciones está basada en la información más reciente disponible al momento de su publicación. En Kohler, nos esforzamos constantemente por mejorar la calidad de nuestros productos. Por lo tanto, Kohler se reserva el derecho de efectuar cambios en las características del producto, embalaje o disponibilidad en cualquier momento, sin previo aviso.

Su nueva grifería de cocina Kohler

Su nueva grifería de cocina Kohler combina el estilo clásico con la facilidad de uso, creando una expresión única en su cocina. La estructura de metal y la válvula de cerámica de una pieza ofrecen un funcionamiento sin problemas, incluso en zonas de agua dura.

Cuidado y limpieza

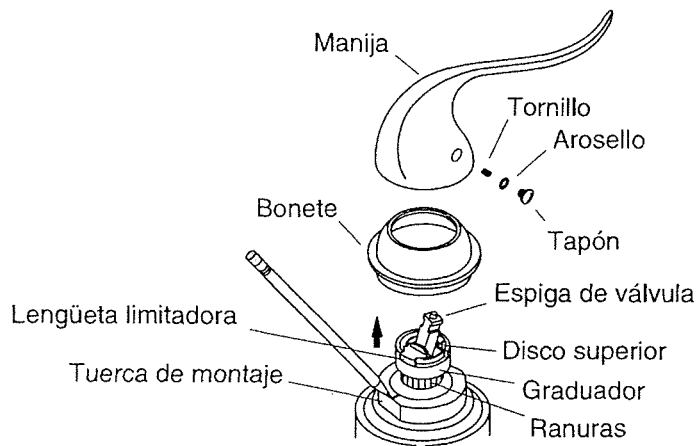
Para obtener los mejores resultados, tenga presente lo siguiente al limpiar su producto KOHLER:

- Para la limpieza, utilice solamente un detergente suave como el jabón líquido para lavar platos y agua tibia. No utilice limpiadores abrasivos que puedan rayar u opacar la superficie.
- Lea atentamente la etiqueta del producto de limpieza para asegurar que no presente riesgos al usarse en el material.
- Siempre pruebe la solución de limpieza en un área oculta antes de aplicarla a toda la superficie.
- No deje por tiempo prolongado los limpiadores en la superficie.

Cuidado y limpieza (cont.)

- Limpie con un trapo y enjuague completa e inmediatamente con agua después de aplicar limpiadores. Enjuague y seque las superficies cercanas que se hayan rociado.
- Utilice una esponja o trapo suave y húmedo. Nunca utilice materiales abrasivos como cepillos o estropajos de tallar para limpiar las superficies.

Para obtener información detallada de limpieza y los limpiadores a considerar, visite www.kohler.com/clean. Para solicitar información sobre el cuidado y la limpieza, llame al 1-800-456-4537 y presione 1 para productos Kohler y luego 3 para documentos.



Ajuste opcional del límite de temperatura

NOTA: Antes de ajustar la temperatura del agua, asegúrese de haber girado la manija completamente a la izquierda. Esta es la posición máxima del agua caliente.

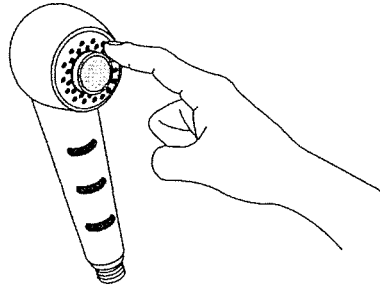
- Si lo desea, puede ajustar la temperatura máxima permitida del agua siguiendo los pasos que se presentan a continuación. Si está satisfecho con los valores actuales, continúe en la siguiente sección.
- Retire el tapón, el arosello (O-ring) y el tornillo de la manija.
- Retire la manija y el bonete del cuerpo de la grifería.
- Levante la espiga de la válvula y sáquela de la lengüeta limitadora. El agua se abrirá.
- Alinee la lengüeta limitadora con la tuerca de montaje para establecer la temperatura máxima.
- Marque la temperatura máxima en la tuerca de montaje con un lápiz o plumón.
- Levante el graduador y el disco hasta librar las ranuras.

NOTA: Cada ranura representa aproximadamente 9,5°F (5,3°C).

- Gire el graduador, el disco y la espiga de la válvula a la izquierda hasta que la temperatura se haya ajustado correctamente.

Ajuste opcional del límite de temperatura (cont.)

- Presione el graduador y el disco hacia abajo para cubrir las ranuras una vez que la temperatura esté ajustada. Asegúrese de que el disco encaje completamente en el graduador.
- Presione la espiga de la válvula hacia abajo sobre la lengüeta limitadora. Se cortará el agua.
- Vuelva a instalar el bonete, la manija, el arosello (O-ring), el tornillo y el tapón.



Procedimientos de mantenimiento

Flujo reducido del rociador

- Haga que el agua salga por los orificios del rociador y al mismo tiempo, frote las boquillas con el dedo para desalojar los sedimentos y los residuos minerales.

Garantía limitada de por vida - Estados Unidos y Canadá

Kohler Co. garantiza que la grifería fabricada después del 1 de enero de 1997 está libre de problemas de fugas y goteo durante el uso residencial normal, mientras el comprador consumidor original sea el propietario de la casa. En caso de que la grifería presente fugas o goteo durante el uso normal, Kohler Co. enviará por correo y sin ningún cargo al comprador original, el cartucho necesario para que la grifería funcione correctamente. Esta garantía se aplica sólo a la grifería KOHLER instalada en los Estados Unidos de América, Canadá o México (Norteamérica).

Kohler Co. también garantiza que todas las demás características de la grifería o accesorios ("Grifería")*, (excepto el acabado de oro, que no sea PVD Vibrant®, o que no sea de cromo) están libres de defectos de material y mano de obra, durante el uso residencial normal, mientras el comprador consumidor original sea el propietario de la casa. Si el producto presenta defectos durante el uso residencial normal, Kohler Co., a su criterio, reparará, proveerá el repuesto o el producto, o realizará los ajustes pertinentes. Esta garantía no cubre daños causados

Garantía limitada de por vida - Estados Unidos y Canadá (cont.)

por accidentes, abuso o uso indebido del producto. El cuidado y la limpieza incorrectos anularán la garantía. ** Al presentar reclamaciones de garantía a Kohler Co., se tiene que incluir la prueba de compra (recibo original). Kohler Co. no se hace responsable por los gastos de mano de obra, instalación u otros gastos incidentales o indirectos. En ningún caso la responsabilidad de Kohler Co. excederá el precio de compra de la Grifería.

Si la Grifería se utiliza comercialmente o se instala fuera del territorio de Norteamérica, o si el acabado es de oro, no es PVD Vibrant o no es de cromo, Kohler Co. garantiza que la Grifería está libre de defectos de material y mano de obra por un (1) año, a partir de la fecha de instalación, bajo la garantía limitada de un año estándar de Kohler Co.

Si usted considera que tiene una reclamación en virtud de la garantía, comuníquese con Kohler Co., ya sea a través de su distribuidor, contratista de plomería o distribuidor a través de Internet, o escriba a la siguiente dirección: Kohler Co., Attn.: Customer Service Department, 444 Highland Drive, Kohler, WI 53044, USA. Por favor, asegúrese de proporcionar toda la información pertinente a su reclamación, incluyendo una descripción completa del problema, producto, número de modelo, color, acabado, fecha y lugar de compra del producto. También incluya el recibo de compra original. Para información adicional, o para obtener el nombre y dirección del lugar de reparación y servicio más cercano a usted, llame al 1-800-4-KOHLER desde los Estados Unidos, al 1-800-964-5590 desde Canadá y al 001-877-680-1310 desde México.

Kohler Co. y/o el vendedor proveen estas garantías que sustituyen todas las demás garantías, expresas o implícitas, incluyendo, entre otras, las garantías implícitas de comercialización e idoneidad para un propósito en particular. Kohler Co. y/o el vendedor no se hacen responsables por concepto de daños particulares, incidentales o indirectos.

Algunos estados/provincias no permiten limitaciones en cuanto a la duración de una garantía implícita o a la exclusión o limitación de tales daños, por lo que estas limitaciones y exclusiones pueden no aplicar a su caso. La presente garantía otorga al consumidor ciertos derechos legales específicos. Además, usted puede tener otros derechos que varían de estado a estado y provincia a provincia.

El presente documento constituye la garantía exclusiva por escrito de Kohler Co.

*La grifería Trend®, la torre MasterShower™; los sistemas y componentes BodySpa™; la torre, sistemas y componentes

Garantía limitada de por vida - Estados Unidos y Canadá (cont.)

WaterHaven™; el acabado en oro pulido, que no sea PVD Vibrant y que no sea de cromo; conexiones; todos los artículos contenidos en la sección "Fixture Related" del KOHLER Faucets Price Book, los desagües, las coladeras de fregadero Duostrainer™, los dispensadores de jabón y loción; y la grifería de uso comercial e instalada fuera del territorio de Norteamérica, están cubiertos por la garantía limitada de un año de Kohler Co. Las griferías electrónicas, válvulas y controles tienen cobertura bajo una garantía limitada de cinco años.

****Nunca utilice limpiadores que contengan limpiadores abrasivos, amoníaco, cloro (blanqueador), ácidos, ceras, alcohol, disolventes u otros productos no recomendados para el cromo. Esto anulará la garantía.**

Garantía de un año — México

Sólo para México

KOHLER CO.

Al adquirir el producto, se recomienda verificar que todos los accesorios y componentes estén completos en la caja.

Kohler Co. garantiza que el material y la mano de obra de este producto están libres de defectos, por un (1) año, a partir de la fecha de compra que aparece en la factura o recibo.

1. Kohler Co. prestará servicio únicamente a los productos comercializados a través de sus distribuidores autorizados.
2. A fin de obtener el servicio de garantía, favor de presentar la factura de compra y la garantía correspondiente.
3. Kohler Co., a través de sus distribuidores autorizados, se compromete a reparar el producto defectuoso o a reemplazarlo por uno nuevo o equivalente (en caso de que el producto esté discontinuado) cuando no sea posible la reparación, sin ningún cargo al consumidor.
4. El tiempo de reparación no excederá de seis (6) semanas, a partir de la fecha de recepción del producto.
5. Se recomienda al consumidor que conserve el recibo o factura de compra como protección adicional, pues el mismo puede sustituir a la garantía, en caso de que exista discrepancia en cuanto a la validez de la misma.

EXCEPCIONES Y RESTRICCIONES

La garantía no tendrá validez en los siguientes casos:

Garantía de un año — México (cont.)

1. Cuando el producto no se haya utilizado conforme a las instrucciones de uso y funcionamiento incluidas en el manual del usuario o en las instrucciones de instalación y cuando no se hayan observado las recomendaciones y advertencias allí contenidas.
2. Cuando el producto se haya modificado o desmantelado parcial o totalmente; o manipulado de manera negligente y, como consecuencia, haya sufrido daños atribuibles al consumidor, persona o herrajes no autorizados por Kohler Co.
3. Esta garantía no cubre los daños que resulten de desastres naturales, tales como incendios o casos de fuerza mayor, incluyendo inundaciones, terremotos, tormentas eléctricas, etc. Para obtener una lista de distribuidores cerca de usted y así hacer valer sus derechos bajo esta garantía, llame al 001-877-680-1310.

KOHLER CO., KOHLER, WI 53044 U.S.A.

IMPORTADOR:

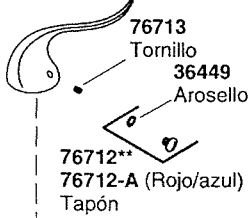
INTERNACIONAL DE CERÁMICA, S.A. DE C.V.

AV. CARLOS PACHECO NO. 7200

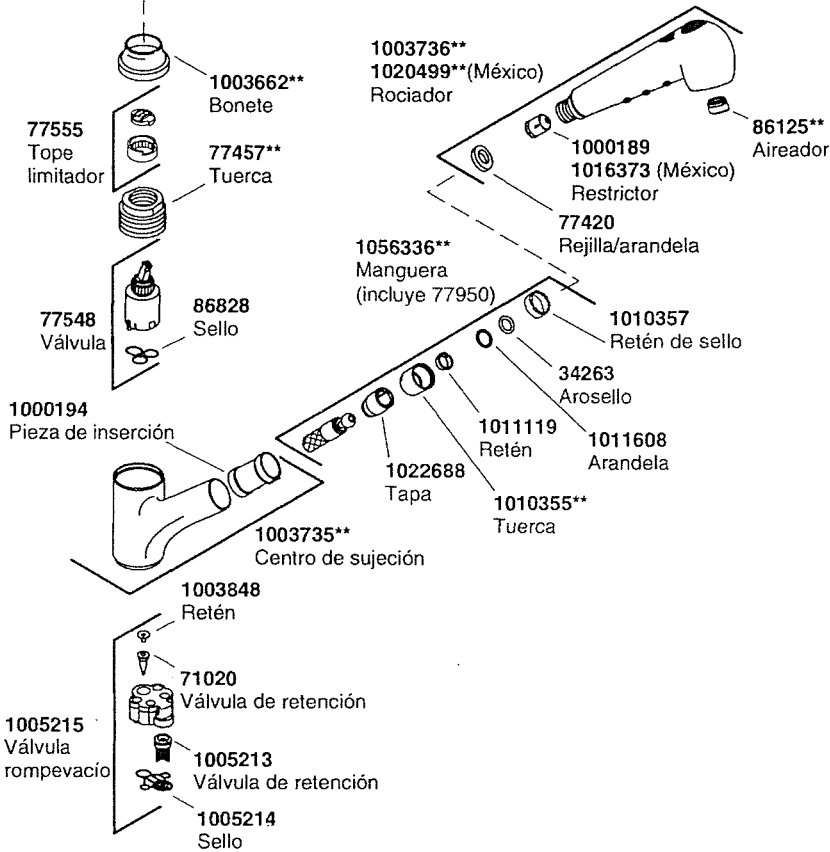
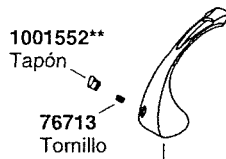
CHIHUAHUA, CHIH., MÉXICO C.P. 31060

TEL: 52 (14) 29-11-11

1001795**(El acabado CP incluye los dos tapones)
Kit de manijas

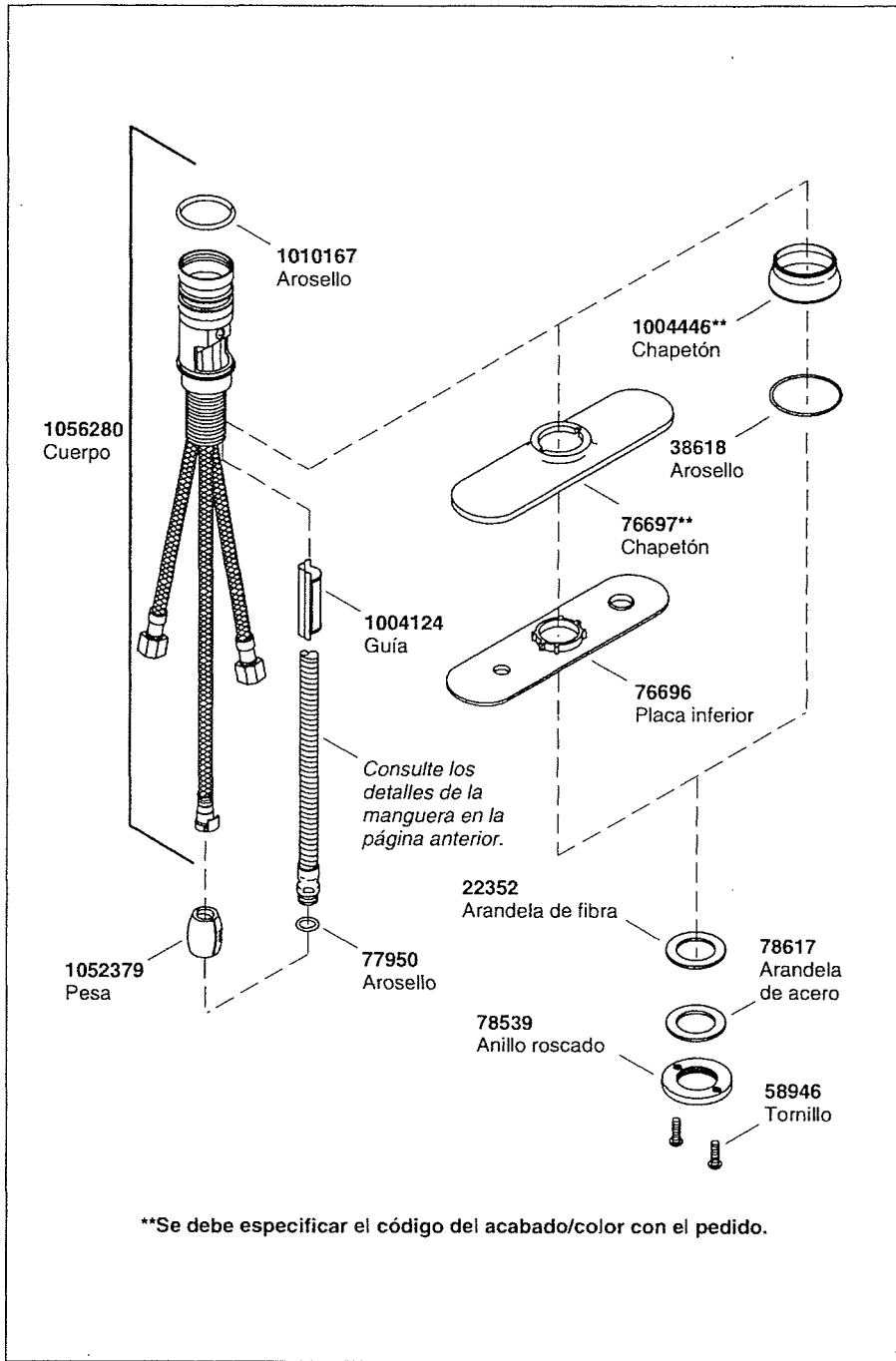


1005588**
Kit de manijas



****Se debe especificar el código del acabado/color con el pedido.**

Piezas de repuesto



1017405-5-D

1017405-5-D

1017405-5-D

USA: 1-800-4-KOHLER
Canada: 1-800-964-5590
México: 001-877-680-1310

kohler.com

THE BOLD LOOK
OF **KOHLER.**

©2006 Kohler Co.

1017405-5-D

THE BOLD LOOK
OF **KOHLER.**

More k

WHERE TO BUY | SEARCH

Home

› Design & Create

› Bathroom Products

▼ Kitchen Products

▼ Categories & Service Parts

New Products

Accessories

Decorated Products

Faucets

Sinks

Service Parts

› Resources


› Sign up for our free, monthly e-mail newsletter.

Kitchen Products: Sinks

K-3350

Undertone™ double equal undercounter kitchen sink

(Photo shows kitchen sink with wire rinse basket and bottom basin rack. Coralais® faucet.)



🔍 Enlarge Photo

REQUIRED & RECOMMENDED

COLORS / FINISHES & PRICES

DESCRIPTION & FEATURES

Undertone™ double equal undercounter kitchen sink with basin depths of 7-1/2"

With its undercounter installation and highly durable, 18-gauge stainless steel construction, this Undertone double-basin kitchen sink brings quiet sophistication to your kitchen workspace. SilentShield Plus™, an exclusive sound-absorption system, reduces disposal noise and vibration from dishes and running water for quiet performance.

Undercounter installation and double-basin design

Exterior dimensions: 31-1/2" x 18"

Interior dimensions: 29-1/4" x 15-3/4"

Basin depths: 7-1/2"

Double equal basins

No faucet holes


List price: \$889.60 and up

▼ PRODUCT VARIATIONS

▼ TECHNICAL INFORMATION & CAD SYMBOLS

▼ WARRANTY

Care and Cleaning - Kitchen Sinks

CLOSE 

Stainless Steel

- Clean stainless steel once a week.
- Always apply stainless steel cleaner/polish with a nonabrasive cloth or sponge, working with, not across, the grain.
- Do not use steel wool, wire brushes or abrasive sponge pads.
- Cleaners containing chloride are not recommended. If used, rinse the surface immediately to prevent corrosion.

Care Tip:

Allowing water to evaporate on metal will form water deposits. To avoid this, it is important to use a dabbing action to dry metal, not an abrasive or rubbing action. Cleaning with a damp sponge and drying should keep your product looking beautiful.

Products to Consider

Fantastik Antibacterial Heavy Duty
Formula 409 Antibacterial All Purpose
Formula 409 Glass & Surface

Cleaning instructions listed pertain only to their corresponding material, and are not intended for faucet cleaning.

Success with cleaners and procedures is dependent upon such factors as the hardness and temperature of the water, using exact quantities of ingredients, changes in cleaning formulas and the condition of the product being cleaned. Since there are variations within these factors, Kohler cannot guarantee the effectiveness of the formulas mentioned.

THE BOLD LOOK
OF **KOHLER**

K-3422

Wellworth® Elongated Toilet with 12" Rough-in and Left-hand Trip Lever,
Less Seat



KOHLER.com

Printed from the Kohler Plumbing Web
site - <http://www.us.kohler.com>

K-3422 Actual image shows toilet with Lustra seat
and cover

**An American benchmark for innovation and performance for more than
65 years**

- Dimensions: 29" x 19-5/8" x 28"
- Jetted Bowl - Ingenium Flushing Technology
- Two-piece toilet
- Elongated bowl
- 12" rough-in
- Includes left-hand trip lever, less seat and supply

Homeowners Guide

Close-Coupled Toilets

K-3422, K-3423, K-3427
K-3432, K-3433, K-3438,
K-3481

M product numbers are for Mexico (i.e. K-12345M)
Los números de productos seguidos de
M corresponden a México (Ej.
K-12345M)
Français, page "Français-1"
Español, página "Español-1"

116341-5-A

THE BOLD LOOK
OF **KOHLER.**

Your Kohler Toilet (cont.)

Crafted from a clay mixture that is fired at an intense heat to vitrify the clay and fuse the glaze, your Kohler toilet is scratch- and abrasion-resistant. Its surface won't stain, discolor, rust, or fade. Every component in your Kohler toilet is specifically designed to increase the toilet's useful life.

Care and Cleaning

NOTE: See the special instructions before you clean Artist Edition products.

Clean the outside surface of your vitreous china toilet with mild soap and warm water. Wipe the entire surface completely dry with a clean, soft cloth. You may use soft abrasive cleaners when necessary to clean your toilet. Do not use strong abrasive cleaners, as they will scratch and dull the surface. Wipe any splashes of cleaner solutions from plastic or plated surfaces immediately. Use toilet bowl cleaners on the inside of the bowl only.

If the surface becomes excessively dirty, use a general purpose cleaner such as: Fantastik® All Purpose, Lysol® Basin, Tub and Tile Cleaner, Soft Scrub® Multi Purpose, Scrub Free® Disinfectant Bathroom Cleaner, Clorox Clean-Up®, Spic and Span Liquid, Comet® Liquid Bathroom Cleaner, Scrubbing Bubbles® Bathroom Cleaner, Bar Keeper's Friend®, or Bon Ami®.

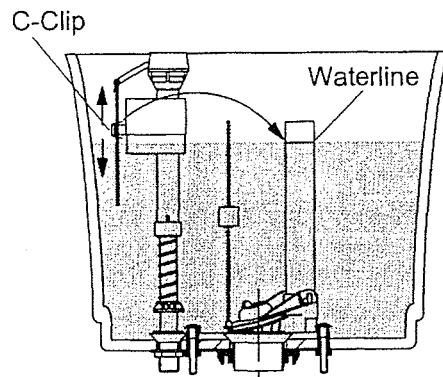
Over time, hard water deposits may clog toilet rim holes and trapways. To clean, use a commercial cleaner that is recommended for removing hard water deposits. Follow the cleaner manufacturer's instructions.



WARNING: Risk of property or product damage. Do not use in-tank cleaners in your toilet. Products containing chlorine (calcium hypochlorite) can seriously damage fittings in the tank. This damage can cause leakage and property damage.

Kohler Company shall not be responsible or liable for any tank fitting damage caused by the use of cleaners containing chlorine (calcium hypochlorite).

For Artist Edition toilets: Do not use bristle brushes or abrasive sponges to clean the surface of your Artist Edition toilet. They will scratch the decorated surface. Gold and Platinum used on decorative products are like fine jewelry. Use only warm water to clean, and dry with a soft cloth. Do not let cleaners sit or soak on Artist Edition surfaces. Rinse and wipe the toilet surface to prevent soap buildup. If the surface of your Artist Edition toilet becomes excessively dirty, use



Adjusting the Water Level

Adjust the Water Level

- Adjust the water level in the tank by squeezing and sliding the C-clip on the float rod.
 - To raise the water level, slide the C-clip up.
 - To lower the water level, slide the C-clip down.
- Test flush the toilet several times, while checking all connections for leaks, to ensure proper operation.
- If the flapper ball does not seat properly when the lift rod is lowered, provide more flapper chain by:
 - Relocating the flapper chain S-hook to the bottom hole in the lift rod.
 - Repositioning the flapper chain S-hook on the flapper chain.
- If the toilet does not flush when the lift rod is raised, remove some of the slack in the flapper chain by:
 - Relocating the flapper chain S-hook to the top hole in the lift rod.
 - Repositioning the flapper chain S-hook on the flapper chain.
- Periodically check for leaks for several days following the installation.

Troubleshooting Guide (cont.)	
Symptoms	Recommended Action
	B. Clean the valve inlet, valve head, or supply line. Flush the lines.
5. Noisy tank fill cycle.	A. Partially close the water supply shut-off valve if the water pressure to the toilet is too high. Check the toilet performance following any such adjustment. B. Remove dirt or obstructions from the valve head. Flush the lines.

One-Year Limited Warranty

For the U.S.A. and Canada Only

KOHLER® plumbing fixtures, faucets and fittings are warranted to be free of defects in material and workmanship for one year from date of installation.

Kohler Co. will, at its election, repair, replace or make appropriate adjustment where Kohler Co. inspection discloses any such defects occurring in normal usage within one year after installation. Kohler Co. is not responsible for removal or installation costs.

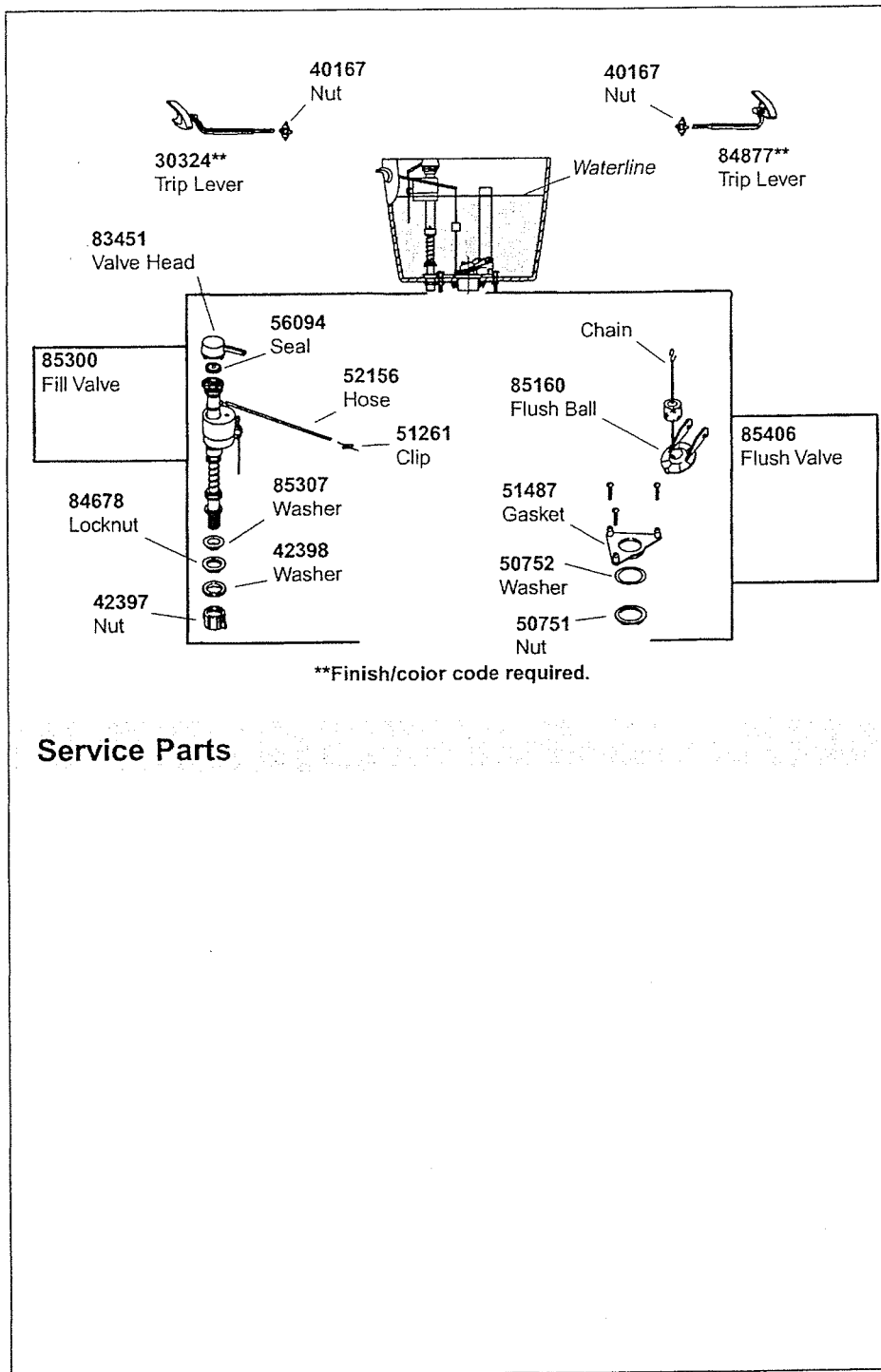
To obtain warranty service, contact Kohler Co. either through your Dealer, Plumbing Contractor, Home Center or E-tailer, or by writing Kohler Co., Attn.: Customer Service Department, 444 Highland Drive, Kohler, WI 53044, USA, or by calling 1-800-4-KOHLER from within the USA, 1-800-964-5590 from within Canada and 001-877-680-1310 from within Mexico.

Implied warranties including that of merchantability and fitness for a particular purpose are expressly limited in duration to the duration of this warranty, Kohler Co. disclaims any liability for special, incidental or consequential damages. Some states/provinces do not allow limitations on how long an implied warranty lasts, or the exclusion or limitation of special, incidental or consequential damages so these limitations and exclusions may not apply to you. This warranty gives you specific legal rights. You may also have other rights which vary from state/province to state/province.

This is our exclusive written warranty.

Notes:

1. There may be variation in color fidelity between catalog images and actual plumbing fixtures.
2. Kohler Co. reserves the right to make changes in product characteristics, packaging or availability at any time with out notice.




Service Parts

K-505

Mendota™ 5' Bath, Left-hand Drain

KOHLER.com



Printed from the Kohler Plumbing Web
site - <http://www.us.kohler.com>

K-505


Standard 5' x 32" size for alcove installation

- Integral Apron for quick installation
- Kohler Cast Iron
- Designed for one person bathing
- ADA Compliant

K-T14640-4

Cabriole™ Rite-Temp Pressure-Balancing Bath & Shower Faucet Trim With Lever Handle

KOHLER.com



Printed from the Kohler Plumbing Web
site - <http://www.us.kohler.com>

K-T14640-4

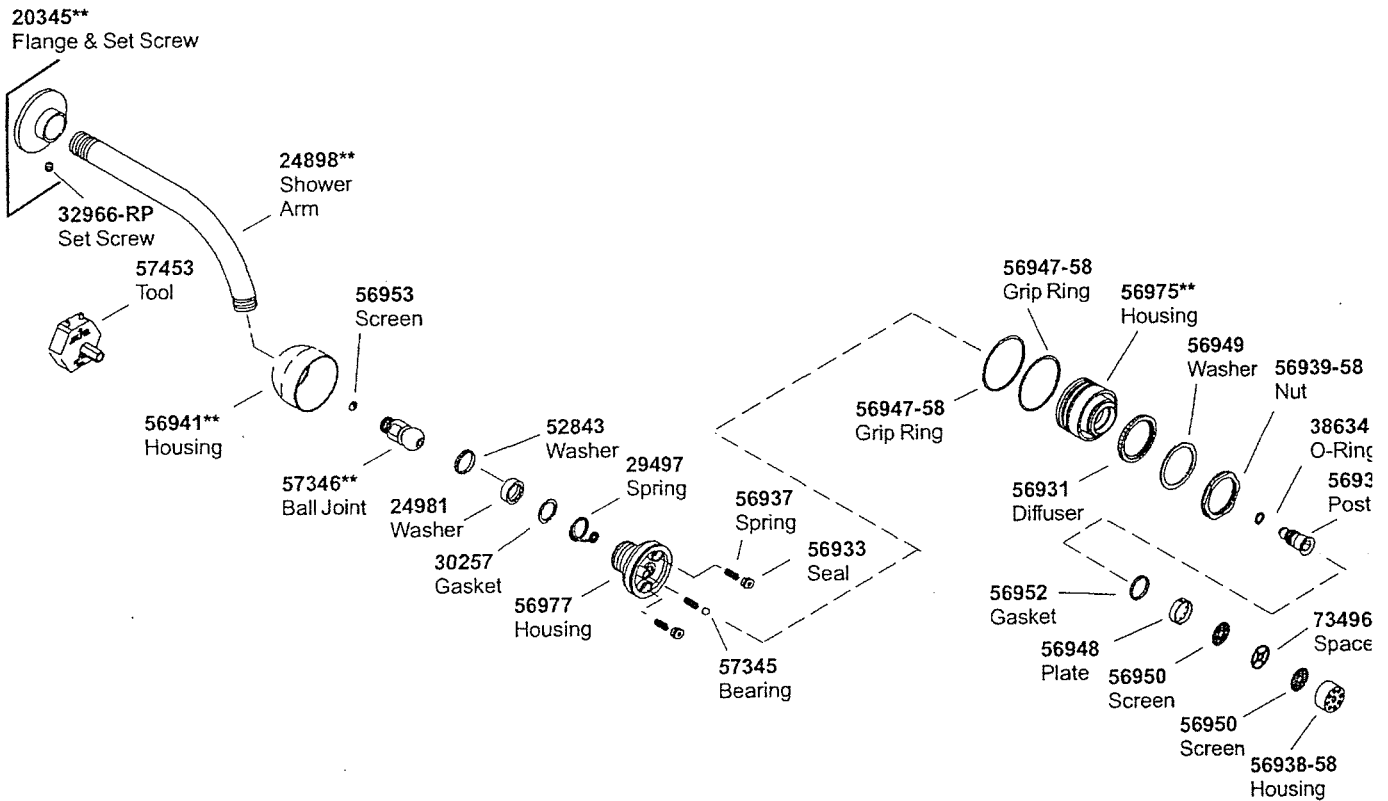
Single lever handle meets ADA requirements

- Ergonomic Handle Rotation – Provides on/off water control with only a quarter turn
- Trim Only – Requires Valve to Complete
- Solid brass construction ensures years of reliable performance
- NPT Diverter Spout
- ADA Compliant

KOHLER[®] SERVICE PARTS

RITE-TEMP™ BATH AND SHOWER FAUCETS

K#	Valve	3-Way Showerhead	Diverter Spout	Lever Handle	Screw Stops
K-T14640-**-AA		X	X	X	
K-T14641-**-AA		X		X	
K-T14642-**-AA				X	
K-304-K-NA-AA	X				
K-304-KS-NA-AA	X				X



**Finish/color code must be specified when ordering.

K-2210

Caxton™ Undercounter Lavatory, 17" x 14"



KOHLER.com

Printed from the Kohler Plumbing Web
site - <http://www.us.kohler.com>

K-2210 Actual image shows lavatory with Finial
Fundamentals Faucet

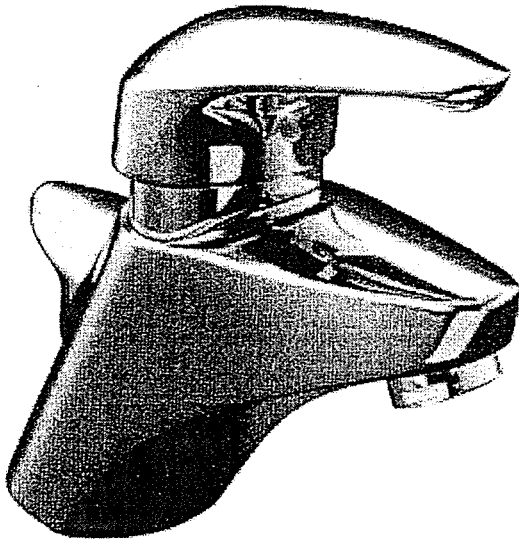
**Install beneath countertops to combine the look of an integral basin with
the benefits of durable vitreous china and many color options.**

- Vitreous China
- Cut-out dimensions: 17" x 14"
- Undercounter installation
- No faucet holes
- Unglazed Underside
- Includes sealed overflow
- ADA Compliant

K-14616-4

Cabriole™ Single Control Lavatory Faucet with Lever Handle

KOHLER.com



Printed from the Kohler Plumbing Web
site - <http://www.us.kohler.com>

K-14616-4

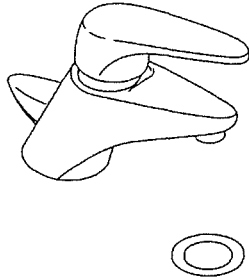
One handle lavatory faucet for single-hole installations

- Kohler ceramic disk valves exceed industry longevity standards by over two times for a lifetime of durable performance
- Solid brass construction for durability and reliability
- Kohler finishes resist corrosion and tarnishing, exceeding industry durability standards by over two times
- Fluid design lines for ease of cleaning
- High-temperature limit allows a pre-set maximum temperature to eliminate scalding
- Stainless steel flexible supplies simplify installation

Homeowners Guide

Single-Control Lavatory Faucet

K-14616



M product numbers are for Mexico (i.e. K-12345M)
Los números de productos seguidos de
M corresponden a México (e.j.
K-12345M)
Français, page "Français-1"
Español, página "Español-1"

1002277-5-A

THE BOLD LOOK
OF **KOHLER**®

Thank You For Choosing Kohler Company

Thank you for choosing the Bold Look of Kohler. Kohler craftsmanship offers you a rare combination of proven performance and graceful sophistication that will satisfy you for years to come. The dependability and beauty of your Kohler faucet will surpass your highest expectations. We're very proud of our products here at Kohler and we know you will be too.

Please take a few minutes to study this Homeowners Guide. Pay special attention to the Care and Cleaning instructions.

All information in this manual is based upon the latest product information available at the time of publication. At Kohler, we constantly strive to improve the quality of our products. We reserve the right to make changes in product characteristics, packaging or availability at any time without notice.

Your Kohler Lavatory Faucet

Your new lavatory faucet blends elegant styling and beauty with exceptional performance and reliability. Each faucet is precision engineered and constructed of premium quality materials to provide trouble-free operation even under the hardest water conditions.

How to Use This Manual

This manual is designed to help you troubleshoot and repair any problems that may develop with the operation of your faucet. If a problem occurs:

- Check the Service Parts section to determine the part numbers for any replacement parts necessary.
- Use the information on the back cover of this manual to contact Kohler to order parts, or for help if you cannot correct the problem.

Care and Cleaning

Like anything of lasting quality, Kohler faucets and fittings require a certain amount of periodic care to preserve their lustrous finish. Clean your new Kohler faucet and fittings with a mild soap, rinse thoroughly with warm water and dry with a clean, soft cloth. The ideal cleaning technique is to always blot dry any water from metal surfaces. Allowing water to evaporate on metal will form water deposits. It is important to use a dabbing action to dry metal, not an abrasive or rubbing action.

Care and Cleaning (cont.)

Never use cleaners containing abrasive cleansers, ammonia, bleach, acids, or chemicals that can damage the finish. By taking the time to dry your faucet often, soap and water deposits can be prevented.

If your chrome or Vibrant® color/finish faucet gets excessively dirty, consider using the following cleaners: Windex® Original, Fantastik® All Purpose, Spic and Span Pine Liquid, or Mr. Clean Springtime Fresh Scent. For solid color faucets and fittings, consider using these cleaners: Fantastik® All Purpose, Spic and Span Pine Liquid, or Mr. Clean Springtime Fresh Scent.

Failure to comply with these cleaning instructions may void Kohler's warranty obligations.

Lifetime Limited Warranty — USA and Canada

Kohler Co. warrants its faucets manufactured after January 1, 1997, to be leak and drip free during normal residential use for as long as the original consumer purchaser owns his/her home. *If the faucet should leak or drip during normal use, Kohler will, free of charge, mail to the purchaser the cartridge necessary to put the faucet in good working condition.

Kohler also warrants all other aspects of the faucet, except gold finish, to be free of defects in material and workmanship during normal residential use for as long as the original consumer purchaser owns his/her own home. If a defect is found in normal residential use, Kohler Co. will, at its election, repair, provide a replacement part or product, or make appropriate adjustment. Damage to a product caused by accident, misuse, or abuse is not covered by this warranty. Proof of purchase (original sales receipt) must be provided to Kohler with all warranty claims. Kohler Co. is not responsible for labor charges, installation, or other consequential costs. In no event shall the liability of Kohler exceed the purchase price of the faucet.

If the faucet is used commercially, Kohler warrants the faucet to be free from defects in material and workmanship for one (1) year from the date the product is installed, with all other terms of this warranty applying except duration.

If you believe that you have a warranty claim, contact Kohler Co., either through your Dealer, Plumbing Contractor, Home Center or E-tailer, or by writing: Kohler Co., Attn.: Customer Service Department, 444 Highland Drive, Kohler, WI 53044, USA. Please be sure to provide all pertinent information regarding your claim, including a complete description of the problem, the product, model number, color, finish, the date the product was purchased and from whom the product was

Lifetime Limited Warranty — USA and Canada (cont.)

purchased. Also include your original invoice. For other information, or to obtain the name and address of the service and repair facility nearest you, call 1-800-4-KOHLER from within the USA, 1-800-964-5590 from within Canada and 001-877-680-1310 from within Mexico.

The foregoing warranties are in lieu of all other warranties, express or implied, including but not limited to the implied warranties of merchantability and fitness for a particular purpose.

Seller disclaims any liability for special, incidental or consequential damages. Some states/provinces do not allow limitations of how long an implied warranty lasts or the exclusion or limitation of such damages, so these limitations and exclusions may not apply to you. This warranty gives the consumer specific legal rights. You may also have other rights that vary from state/province to state/province. This warranty is to the original consumer purchaser only, and excludes product damage due to installation error, product abuse, or product misuse, whether performed by a contractor, service company, or the consumer.

This is our exclusive written warranty.

*Trend® faucets, MasterShower Tower, polished gold finish, all items within the "Fixture Related" section of the KOHLER Faucets Price Book, drains, Duostrainer® sink strainers, soap/lotion dispensers and faucets used in commercial settings are covered by Kohler's one-year limited warranty.

One-Year Warranty — Mexico

KOHLER CO.

At the time of purchase, we recommend you check the contents of the box to see that it is complete.

Kohler Co. warrants its faucets for a term of one year, and more than one year, as long as the original consumer purchaser owns his/her home. If the faucet is used commercially, Kohler warrants the product just for one year term.

Kohler Co. warrants its faucet accessories and fittings for a term of one year.

Kohler warrants leak, drip, and all other aspects of the faucet and faucet accessories, except gold finish, to be free of defects in material and workmanship during normal use.

The term of this warranty will commence on the date the product is delivered to the consumer.

One-Year Warranty — Mexico (cont.)

If you believe that you have a warranty claim, it is important to consider the following:

1. Kohler Co. will only service its commercialized product through its authorized distributors.
2. To obtain warranty service, please present the warranty and the corresponding product at the time of the claim.
3. Kohler, through its distributors, will at its election, repair, provide a replacement part or product, or make appropriate adjustment to the product.
4. The time for the repair shall not exceed six (6) weeks commencing on the date the product is received.
5. We recommend retaining your receipt or invoice as an additional protection to substantiate your entitlement to the warranty.

EXCEPTIONS AND RESTRICTIONS

The Warranty shall not be valid in the following cases:

1. If the product was not operated in accordance with the manual of use and operation set forth in the owner's manual and when the recommendations and warnings included are not observed.
2. When the product has been modified or dismantled totally or partially; or have been used in a negligent fashion and as a consequence has suffered damages attributable to the consumer or hardware not authorized by Kohler.
3. This warranty does not cover the damages as a result of disaster such as fire or acts of God including flooding, earthquake, or electric storms, etc.
4. Kohler is not responsible for labor charges, installation, or other consequential costs. In no event shall the responsibility of Kohler exceed the purchase price of the product.

To obtain a list of distributors in your area where you can exercise your rights under this warranty, and to purchase parts or components, please call 001-877-680-1310.

KOHLER CO., KOHLER, WI 53044 U.S.A.

IMPORTER:

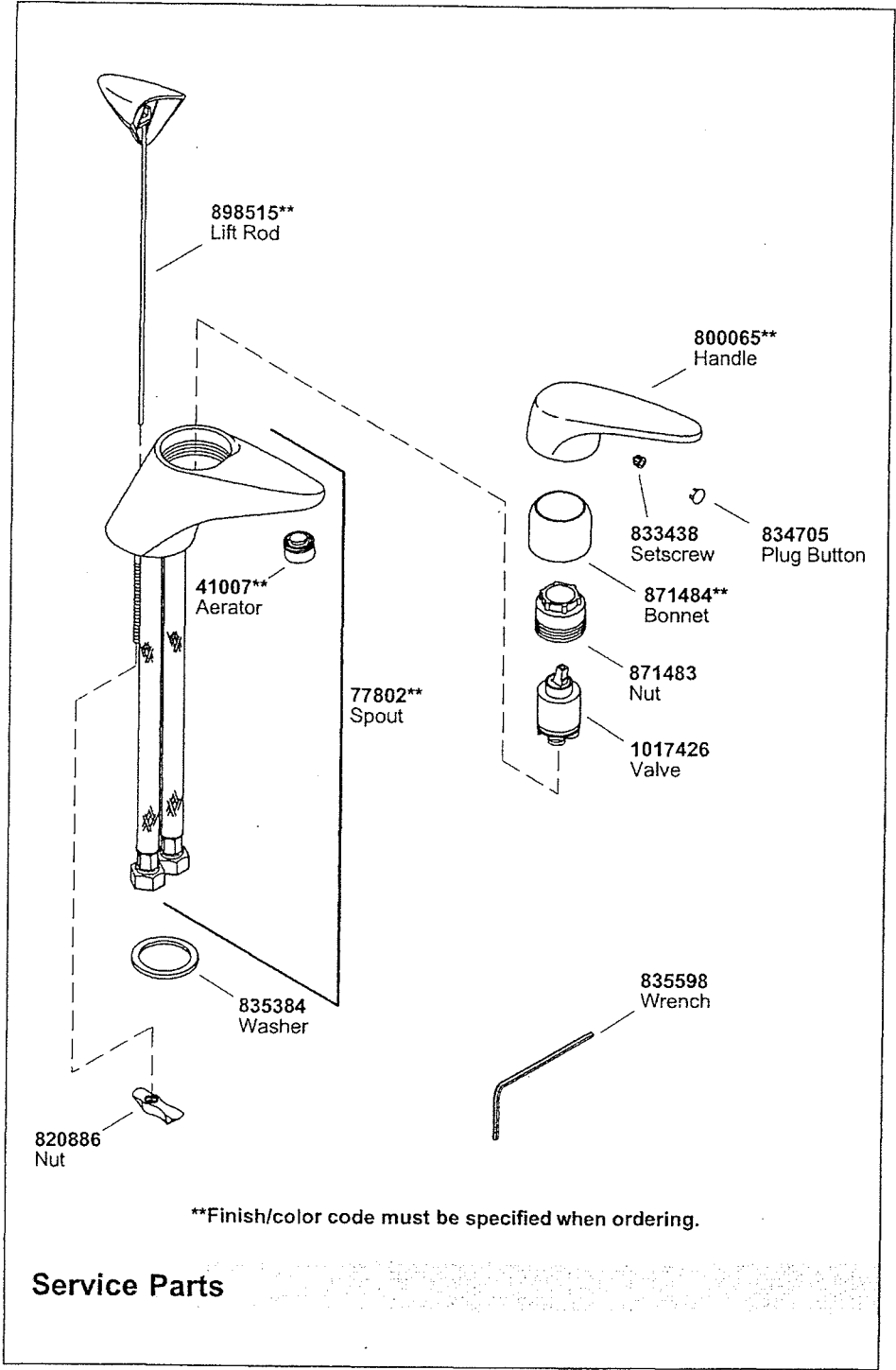
INTERNACIONAL DE CERÁMICA, S.A. DE C.V.

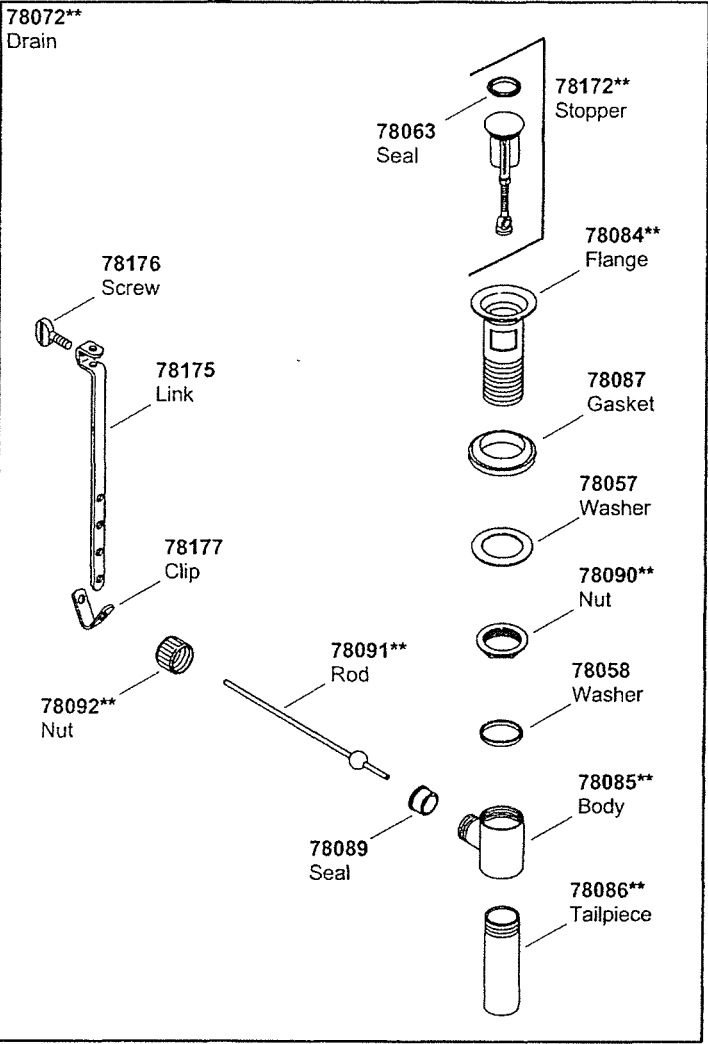
AV. CARLOS PACHECO NO. 7200

CHIHUAHUA, CHIH., MEXICO C.P. 31060

One-Year Warranty — Mexico (cont.)

TEL: 52 (14) 29-11-11






**Finish/color code must be specified when ordering.

K-2268-8

Memoirs® Pedestal Lavatory with 8" Centers

KOHLER.com



Printed from the Kohler Plumbing Web
site - <http://www.us.kohler.com>

K-2268-8 Actual image shows lavatory with
Memoirs Stately Faucet

Kohler's most versatile pedestal lavatory suite offers models to accommodate rooms both large and small - all with traditional styling that integrates with the Memoirs Suite.

- Fireclay
- Exterior dimensions: 30" x 21-3/4" x 34-3/4"
- Pedestal installation
- 8" center drilling
- Combination consists of K-2269-8 lavatory and K-2267 pedestal
- Stately design detailing features clean, crisp lines

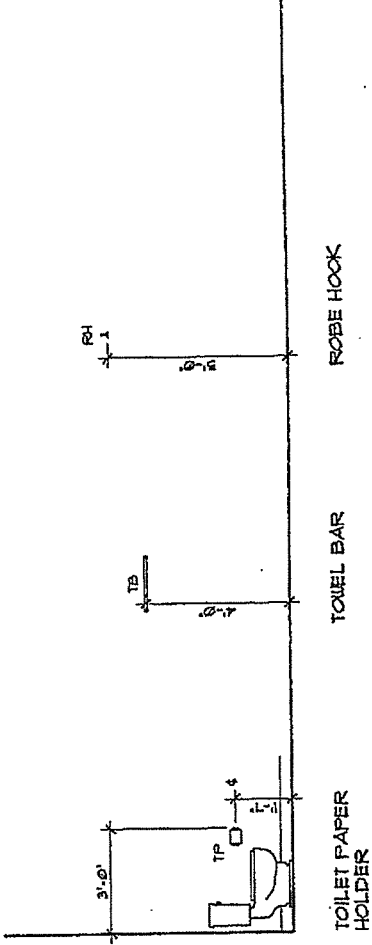
STANDARD UNIT
TOILET

STANDARD UNIT
BATH TUB

TYPICAL ADA FIXTURE MOUNTING HEIGHTS

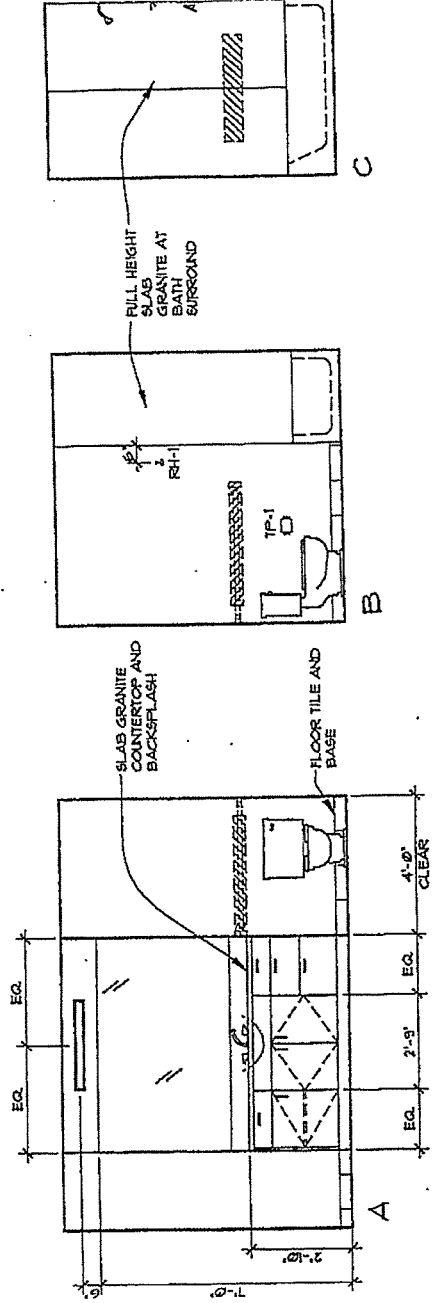
(BLOCKING ONLY IN BATHROOMS
WHERE SHOWN IN ELEVATIONS)

3'0" x 1'-0"



TYPICAL BATHROOM FIXTURE MOUNTING HEIGHTS

3'0" x 1'-0"



TYPICAL BATH - TYPE A

3'0" x 1'-0"



